

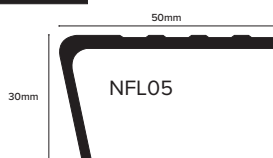
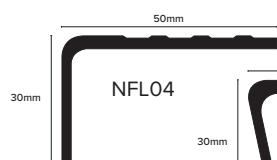
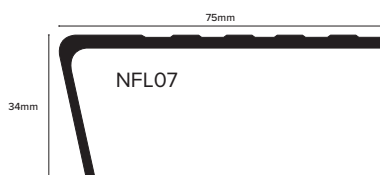
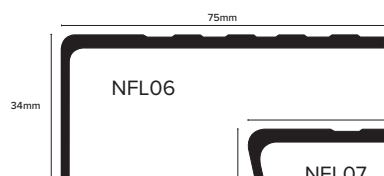
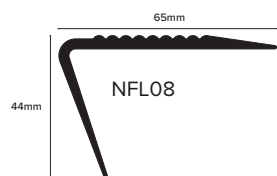


NFL



Product Description

The NFL range of profiles are one-piece slip resistant stair edgings suitable for light traffic areas and use with resilient floorcoverings.

Dimensions

Available in 2.75m standard lengths.

Maintenance

A regular scheduled maintenance programme is required, recommended as twice weekly or as required, to prevent the build up of grease and dirt which would negatively impact both the anti-slip properties of the product and the aesthetic.

The product can be brushed down daily with a soft bristled brush, and/or wiped with a damp cloth.

Using a green scotch pad and a suitable detergent you can remove more stubborn marks.

Installation

1. Ensure the steps are dry, clean, free of debris, level and even.
2. If pre-drilled use the drill holes to mark steps for drilling location.
3. Drill and Plug the steps.
4. Apply suitable adhesive to the underside of the nosing and apply nosing to the step.
5. Screw down the step with the appropriate size screws.
6. Apply insert (if separate) or insert pip to cover the screw head.